



## How to unlink calendar services

# Description


This guide explains how to unlink your calendar services from your TEOS Lite environment.

# Requirements

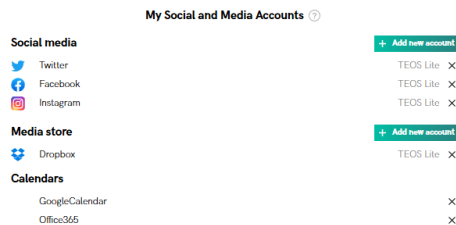
- Have access to your TEOS Lite environment

# How to unlink your calendar services

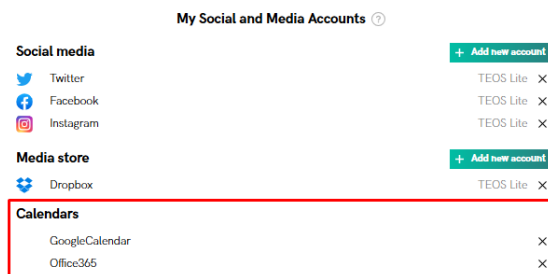
1. Login to your TEOS Lite environment: <https://lite.teos.solutions/>
2. Navigate to 'Settings'.



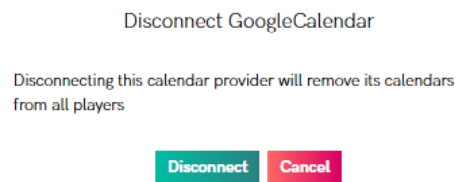
3. On the right side you can find an overview of your linked services.



4. Select the 'x' behind the calendar service you want to unlink to remove the connection.



5. A pop-up will be shown where you need to confirm the removal.



6. Once confirmed the link will be removed.  
It is now possible to re-create the link in case required.

SONY



For more information  
visit [pro.sony/TEOS](https://pro.sony/TEOS)

© 2024 Sony Corporation