


**SONY**

TEOS



How to create an RSS data source

## Description

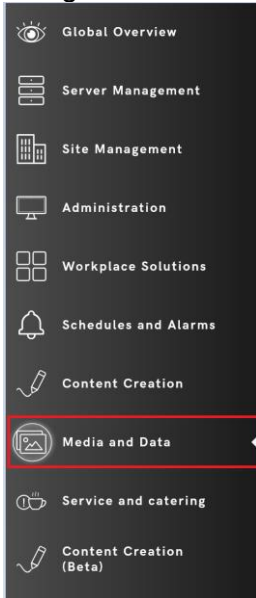
This guide explains how to create an RSS data source

# Requirements


- Access to “Media and Data”

# How to create an RSS data source

1. Login to TEOS Manage
2. Navigate to “Media and Data”




3. Select “External Data”



4. Select “new Datasource”



5. Give it a name and select “RSS/XML” and click continue.



6. For this example, a Dutch news website will be used called:

<https://feeds.nos.nl/nosnieuwsalgemeen>

7. Enter the RSS URL you want to use, please note that if the website needs a login, then use the



SONY



For more information  
visit [pro.sony/TEOS](https://pro.sony/TEOS)

© 2025 Sony Corporation